



HIGH COURT OF AUSTRALIA

How to grant access to a case

Once a matter has been lodged parties may grant access to other users as needed. The other users must also be registered in the DLS.

A user who has joined or commenced a case can grant access to the case to other registered users and those users will also receive any notifications, be able to look at documents or file documents.

Anyone who is representing a party in a matter can grant access to the matter on the portal to other users, who would then receive notifications sent out regarding filed documents or listings. Being associated to an organisation does not automatically grant you access to matters.

Login to your DLS account:

High Court of Australia

REGISTER

All new cases from 1 January 2020 should be filed electronically through the Digital Lodgment System Portal.
For further information on the Digital Lodgment System Portal please click here

DLS

REGISTER
Register yourself & your organisation for secure access

01:02

Need Help

Open to **My Cases** or select briefcase icon:



Select the specific case from the case list by clicking on it:

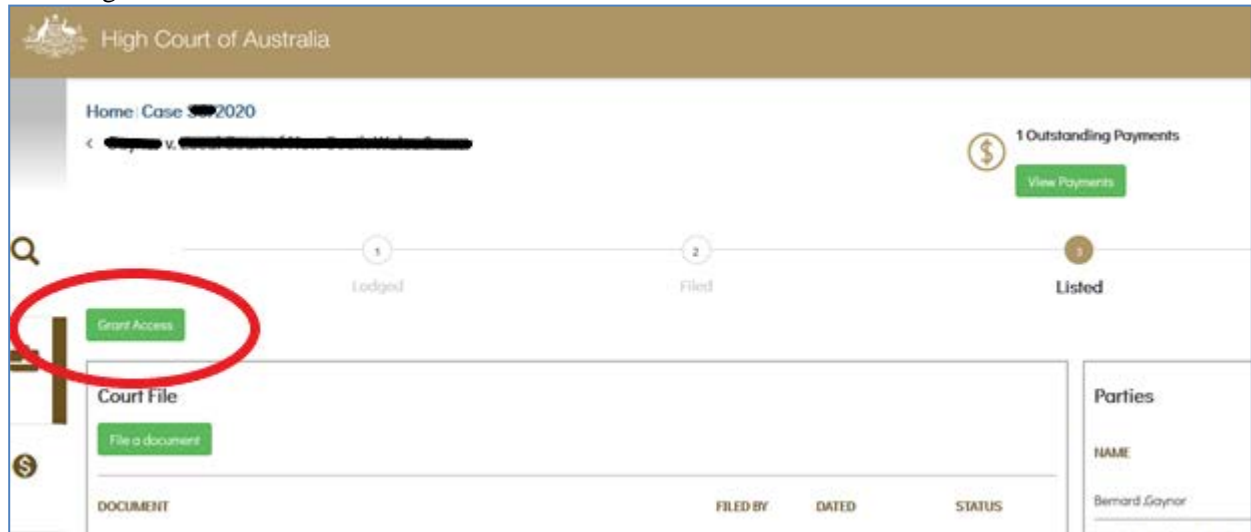
High Court of Australia

MY CASES

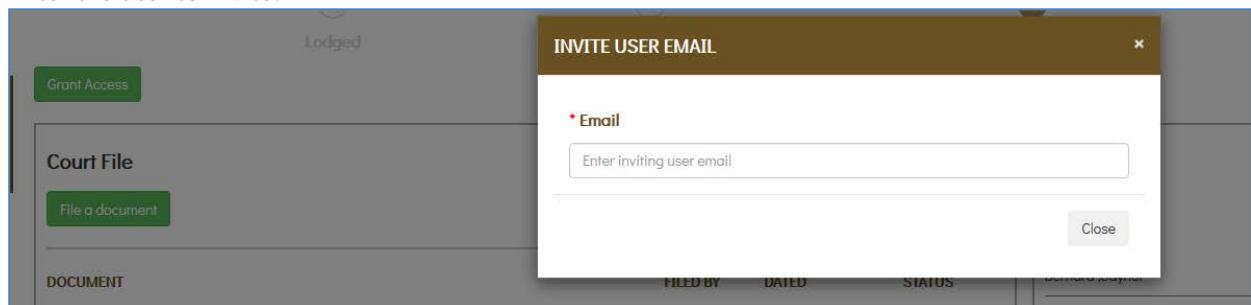
Search:

CASE	CASE TYPE
Murray v. Escaut (Secretary of the Department of Health)	Form 23 - Application for leave or special leave to appeal

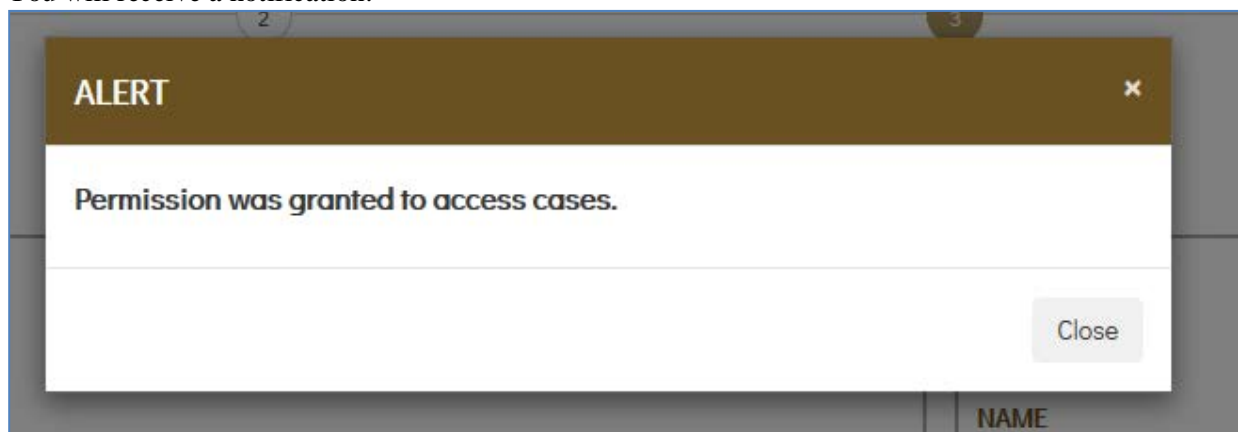
Use the grant access button within the case.



Enter the user to invite:



You will receive a notification:



Once the user has been granted access to the matter, they will automatically receive emails and be able to lodge documents.